

COMPANY OVERVIEW



SOLUTIONS FOR EVERY PALLET®



WORLD'S NUMBER ONE FORKLIFT BRAND*

*dhf Intralogistik Magazine 2024/25

For over 50 years Toyota Material Handling has been at the forefront of the Australian materials handling market and has been a pioneer in making forklifts more productive, safer and cost-effective.

Our commitment and support for our customers has always extended well beyond the supply of a new forklift. Our service commitment is driven by our dedication to continuous improvement or 'Kaizen' – one of the core pillars of the Toyota way of doing business.

That's why we work every day to deliver practical services and innovative solutions that produce real, bottom-line benefits for Australian businesses. We recognise that choosing the right supplier is just as important as selecting the forklifts and warehouse equipment that most completely meet your needs. Whether we are supplying a single spare part or helping to manage your entire forklift fleet, our objective and commitment remains the same – adding value to your operation.

That's the Toyota Advantage.

TRUSTED TOYOTA QUALITY

Toyota Material Handling's range of forklift products are developed by personnel who can utilise the advantages of Toyota's advanced manufacturing technologies, and built to the same exceptional standards of quality and reliability as the company's automotive products.

These two components are the key to Toyota Material Handling's success, and a major reason why so many customers continue to buy Toyota Material Handling products time and time again.

Toyota Material Handling is also committed to responsible environmental policies and the development of processes to reduce forklift emission levels. By employing automobile technologies, cleaner and more powerful engines have been developed. Advanced Toyota technology also ensures lower noise and vibration levels, and reduced fuel consumption levels.



PRODUCT SOLUTIONS

Toyota Material Handling are proud to have the biggest range of forklifts and battery-electric warehouse equipment available in Australia, ensuring that whatever your requirements we have a suitable material handling solution.



Our range of world renowned forklifts allows for a combination of counter-balance, electric powered pallet forklifts, stackers, order pickers, reach forklifts and narrow aisle equipment that is second to none.

In addition to our range of forklifts and warehouse equipment, Toyota Material Handling also distributes a comprehensive range of elevated work platforms, scissor lifts, sweepers and scrubbers, plus Taylor-Dunn electric vehicles. We also proudly distribute the Takeuchi range of excavators, track loaders and crawler dumpers, along with the Huski wheeled loader range.

RENTAL SOLUTIONS

Get the forklift you need – when you need it!

If you are after a forklift to rent for one day, or for up to five years, Toyota Material Handling has a rental solution for you with Australia's largest range of forklifts and warehouse equipment.

Our forklift rental programs give you the flexibility to change your fleet to match your requirements.

SALES SOLUTIONS

Here at Toyota Material Handling our expert sales team are dedicated to providing you with right information and equipment to suit your business and budget.

By offering a free, no obligation inspection of your premises, we are able to provide the right solutions to fit your material handling requirements.

It's this dedication to providing you with not just a forklift but a material handling solution that makes the real difference to your bottom line.



SERVICE & PARTS SOLUTIONS

At Toyota Material Handling we recognise how important after-sales support is to your business.

No matter what forklift brand you use, our factory trained technicians use the latest diagnostic equipment to ensure a fast and accurate diagnosis, helping you save time and money.

We also understand that fast parts supply is a crucial element of business operations. Toyota globally invests millions in its parts supply performance to ensure quick delivery of parts and less downtime for our customers.



COUNTER-BALANCE FORKLIFT SOLUTIONS



INTERNAL COMBUSTION FORKLIFTS

Internal Combustion counter-balance forklifts are amongst Toyota's most popular models, and are available in petrol, diesel and LPG varieties. Within Australia, Toyota Material Handling boasts a full line-up of counter-balance forklifts with capacities ranging from 0.9 to 24 tonnes. Toyota forklifts have powerful loading/unloading speeds, and are characterised by superior functionality. A variety of attachments make them adaptable for a wide range of productive work.

TOYOTA 8-SERIES FG/FD MODEL 1.0 – 3.5 TONNE CAPACITY

Advancements in technology and engineering help the Toyota 8-Series set new standards in the forklift industry. Featuring the world's first System of Active Stability™ (SAS™), this exclusive computer controlled stability system can assist in improving safety and productivity. For areas where space is at a premium, Toyota Material Handling also offers 8-Series Compact models in 2.0-3.0 tonne capacity.

(8FG/FD models feature SAS™. Cushion tyre models also available.)

TOYOTA 8-SERIES FG/FD MODEL 3.5 – 5.0 TONNE CAPACITY

If productivity is a requirement, then this unit has it all! The capacity and power you need for your heavy-duty jobs. The Toyota ergonomics and comfort your operators want. Our customer field testing during development produces those subtle Toyota refinements such as ease of service and dependability that make it even better value.

(8FG/FD models feature SAS™. Cushion tyre models also available.)

TOYOTA 8-SERIES FG/FD MODEL 6.0 – 8.0 TONNE CAPACITY

Toyota Material Handling's line expands with the availability of a breed of high performance forklifts for an ever-demanding market. A triumph of advanced technology and an ongoing commitment to improving productivity, this rugged powerhouse delivers high efficiency and features a safe and solid design that inspires reliability and job confidence.

(8FG/FD models feature SAS™. Cushion tyre models also available.)

TOYOTA 4-SERIES FD MODEL 10.0 – 24.0 TONNE CAPACITY

Demanding applications and punishing work environments test the true performance of a forklift. The Toyota 10–24 tonne rugged design and heavy-duty components, combined with its exceptional levels of operability, operator comfort and ease of service, help make this workhorse the model of enduring productivity.



BATTERY ELECTRIC FORKLIFTS



Toyota Material Handling also has a comprehensive range of lithium-ion and lead acid battery-electric forklifts, with three and four wheel models available. Electric forklifts use an on-board battery to provide power for transport and cargo loading and unloading, allowing for outstanding power with zero operating emissions. Toyota's battery electric range comprises both counter-balance and reach models. Toyota was also one of the first forklift manufacturers to utilise Alternating Current (AC) Power, providing for improved load handling and acceleration.



TOYOTA 8-SERIES FBN MODEL 1.0 – 3.5 TONNE CAPACITY (4-WHEEL)

Ongoing research, field surveys and evaluations have enabled Toyota Material Handling to offer you the ultimate in productivity. Toyota's 4-wheel electric forklifts combine the proven performance, reliability and safety of Toyota's System Of Active Stability (SAS™), Operator Presence Sensing System (OPS) and powerful Alternating Current (AC) Power technology. Operator comfort is key with improved visibility and an ergonomic driving position.



TOYOTA 8-SERIES FBE MODEL 1.0 – 2.0 TONNE CAPACITY (3-WHEEL)

From the versatility of the latest control technology to the comfort and operability delivered by our ergonomically designed operator compartment, Toyota's 8FBE redefines 3-wheel electric forklift quality and productivity. Outstanding manoeuvrability, reliability and easy service access are key features our 3-wheel electrics offer.

(8FBE models feature SAS™ and AC Power. Active Control Rear Stabiliser not available on 8FBE models).



HYDROGEN FUEL-CELL VERSION ALSO AVAILABLE*



TOYOTA 4260 MODEL STAND UP 3-WHEEL 1,364 – 2,272kg CAPACITY

The Toyota model 4260 Battery-Electric Counter-Balance forklift is a powerhouse of versatility. Toyota's exclusive ACR System™ helps increase productivity with faster, smoother operation, more torque, better acceleration and less downtime. AC drive provides power, torque and stamina to handle rough dock applications, 24/7, with operators receiving quicker response and consistent, more efficient load handling throughout the entire shift. The single-axis, multifunction control handle provides a stable, solid grip point and is designed to comfortably fit the hand. Fully programmable control system lets operators custom-configure travel speed and acceleration and deceleration rates for forward, reverse, lift and lower.



TOYOTA 9FBMT 4-WHEEL 3.5 – 8.0 TONNE CAPACITY

Toyota's 9FBMT Traigo 3.5 – 8.0 tonne range is a top of the range heavy-duty electric forklift, a true alternative to engine-powered forklifts. It's clear-cut design is characterised by strength, durability and simplicity with a well laid-out dashboard designed around the operator. 9 Series Traigo models feature Toyota's System Of Active Stability (SAS™) and Operator Presence Sensing System (OPS).



*Toyota Hydrogen Fuel Cell forklifts are available via rental only and limited to selected Toyota forklift models. Availability is subject to suitable hydrogen infrastructure being in place, including hydrogen supply and refuelling capability.

WAREHOUSE EQUIPMENT SOLUTIONS



HAND-PALLET JACKS

TOYOTA LIFTER / PROLIFTER / HIGHLIFTER HAND-PALLET TRUCKS

1,000 – 3,000KG CAPACITY

Having a hand-pallet jack of high quality and excellent reliability brings the immediate advantage of reduced downtime and in the longer term, lower life cycle cost. Essential to achieving this, a hand-pallet jack must offer total performance and reliability over its working life. Toyota hand-pallet jacks have been developed to meet exactly these criteria, resulting in a long working life with intensive use, even with heavy loads.

ELECTRIC PALLET JACKS



TOYOTA LHE150 MODEL 1,500kg CAPACITY

The TMHA LHE150 is an entry level model perfect for light electric pallet jack applications with a Lithium-ion battery for increased productivity and energy efficiency. It can transport and lift loads up to 1500 kg. It combines the features of a powered pallet jack with the flexibility of a pallet jack.

TOYOTA LEVIO LWE130 MODEL 1,300kg CAPACITY

The Toyota LWE130 is a small electric pallet jack designed for horizontal pallet movement in moderate applications. It is an ideal upgrade from a hand pallet jack, being compact and sturdily built, yet light, and easy to manoeuvre. Retail operations, small stores, manufacturing sites – in fact any operation that uses hand pallet jacks – will find the Toyota LWE130 an extra help.

TOYOTA LEVIO LWE140-250 MODEL 1,400 – 2,500kg CAPACITY

The Levio pedestrian electric pallet jack range is the most complete electric pallet jack series for low, medium and high intensity walk-with applications and is comprised of six models. The Levio is responsive and manoeuvrable and ideal for use where space is limited and travel distances are relatively short. All LWE140 – 250 electric pallet jack models include Toyota Powerdrive, AC drive motors, PIN code access, more than 20 fork carriage configurations as standard, safety features such as emergency cut-off and emergency reverse button, Toyota Castor link, central tiller arm, ergonomic handle, storage compartments and protection for the feet.

TOYOTA LEVIO LWI160 MODEL 1,600kg CAPACITY

Toyota's Levio LWI160 is the modular approach from Toyota built around Li-ion batteries. The entire design of this electric pallet jack has been optimised thanks to the removal of the traditional battery tank allowing an optimal fit of all components. This results in a very compact machine, incredibly light, and more energy efficient.

TOYOTA LEVIO P-SERIES 2,000 – 2,500kg CAPACITY

The Toyota Levio P-series is intended for medium to high intensive handling in stores, distribution centers and heavy industries with medium to long driving distances and medium to high intensity work in these applications involving loading/unloading and medium to long length transportation.

TOYOTA 8210 - MODEL 2,041kg CAPACITY

The rugged 8210 is a low cost, highly manoeuvrable, ergonomically designed performer. It's ideal for crowded loading docks, right angle stacking, congested aisles and especially those tight spaces inside trailers.

TOYOTA 8910 POWER PALLET UP TO 3,629kg CAPACITY

The Toyota 8910 pallet truck features intuitive, easy-to-use controls, and offers exceptional maneuverability with low-effort electric steering and electronic braking. The operator compartment with hydraulic-assisted steering and ergonomic controls provides the operator with superior handling and comfort.



TOYOTA 8310, 8410 MODELS 2,727 – 3,170kg CAPACITY

Toyota electric pallet jacks, end/centre rider pallet forklifts, and tow tractors help you deliver industry leading acceleration, smooth top-end travel speed, superior durability and manoeuvrability, and lower operating costs. Excellent manoeuvrability permits the range of 8000 Series Pallet forklifts to work in cramped areas. Ideal for transporting loads from loading docks to storage areas, its speed, ergonomic controls and rugged construction make it the best choice for a range of demanding applications.

WALKIE STACKER FORKLIFTS



TOYOTA STAXIO MODEL 800 – 2,000kg CAPACITY

Staxio stackers are compact, easy-to-use and powered by a low-maintenance and efficient AC drive motor. Clear-view masts create the 'Totalview' concept, ensuring the operator has excellent visibility both at ground level and when positioning at height. Combine this with the Staxio's advanced design and the result is more uptime, which means more work done for less cost.

TOYOTA STAXIO SWE080L MODEL UP TO 800kg CAPACITY

The Staxio SWE080L stacker is a compact, easy-to-use model, powered by a low-maintenance and efficient AC drive motor. The SWE080L is a versatile stacker with a single column mast and elevating support arms, making it suitable for low-lifting and order picking applications, including loading/unloading. A compact chassis, ergonomic positioning of the control arm and visibility all over the forks are just a few examples on how the SWE080L is designed of operator ease of use.

TOYOTA STAXIO SWE120XR WALKIE REACH STACKER MODEL 1,200kg CAPACITY

The Toyota SWE120XR walkie reach stacker with retractable mast combines the compact size of a walkie stacker with the flexibility of a reach truck. Equipped with retractable masts and the ability to handle different types of pallets, these powered walkie stacker trucks are designed to save space and increase efficiency.

TOYOTA 6410 MODEL 1,361kg CAPACITY

Whether you're looking to improve productivity, reduce maintenance costs, or perform more tasks with a single machine, the Toyota 6410 Walkie Reach Stacker offers a flexible, reliable way to move pallets more quickly, easily, and affordably. Multipurpose capabilities for handling everything from loading and unloading trailers to staging and dock-to-stock applications

TOYOTA WALKIE STACKER MODEL 1,200 – 1,800kg CAPACITY

Today's competitive business climate requires you to do more in less warehouse space, in less time. Toyota S-Series Walkie Stackers make it easier, whether your material handling jobs require loading and unloading trailers, faster picking, or dockside manoeuvring. They're intuitive, ergonomic, and easy to operate. The smart, economical, all-around answer.

ORDER PICKER FORKLIFTS



TOYOTA 8510 POWER PALLET TRUCK 3,629kg CAPACITY

The Toyota 8510 electric center rider pallet truck is ideal for retail and wholesale grocery operations, specifically high-volume, low-level order picking and horizontal transport. Like every product Toyota creates, the 8510 is designed and engineered to provide the maximum economic and ecological benefits. Powerful acceleration with the ACR System™ means operators can come up to speed quickly for more picks per hour.

TOYOTA OPTIO-L MODEL OSE 1,000 – 2,700kg CAPACITY

The Optio range of advanced low-level order pickers is designed for intensive picking in demanding environments. All Optio models are built around Toyota Powerdrive – the advanced integrated drive and control system that delivers excellent ease-of-use, performance and efficiency.

TOYOTA OPTIO MODELS 850 – 1,200kg CAPACITY

The ability to pick individual items at height opens up the whole warehouse to more than just full pallet storage. However, working at height demands high safety standards. Toyota Optipace system is at the heart of the high level order picking range – ensuring safety without compromising speed of operation.



WAREHOUSE EQUIPMENT SOLUTIONS



TOYOTA 5000 SERIES™ MODEL 1,363kg CAPACITY

In a world of increasing SKUs and ever-tighter schedules, efficient order picking is incredibly important. You can choose the order picker that helps you boost throughput and pick rates most cost-effectively. Order pickers offer intuitive controls and features – like ergonomic control handles, panoramic views, low step heights and padded platforms – that help operators do more with less effort.



REACH FORKLIFTS



TOYOTA REFLEX RRE140-160HN NARROW FRAME 1,400 – 1,600kg CAPACITY

Toyota N-series reach forklifts available within Toyota's range have capacity up to 1600kg and lift heights up to 10 metres. Each reach forklift is configured to provide the optimum chassis/battery/mast combination according to the requirements of the application. The N 140 and 160 are the perfect choice for the customer in need of a multipurpose reach truck with a maximum of cost efficiency.



TOYOTA REFLEX AC MODEL RRE140H-250H 1,400 – 2,500kg CAPACITY

Since its launch, the Reflex Reach Forklift has been one of the most advanced range of reach trucks in the world for productivity, safety, economy and overall performance. The latest generation of advanced Toyota Reflex reach forklifts sees five new models with load capacities from 1.4 - 2.5 tonnes deliver class-leading performance. All Toyota Reflex forklifts have an advanced new transitional lift control system, which achieves high-speed, yet completely smooth, lifting and lowering. This advanced, intelligent design significantly increases productivity for faster work cycles, while supporting safe operations. The Toyota Reflex is available with cold store specifications, tilting cab and drive-in versions for use in narrow racking systems. Other models in the Reflex range include the M-Series, which feature a narrow chassis design, ideal for block stacking and confined areas.



TOYOTA 7300-7500-7530 STAND UP PANTOGRAPH REACH 1,451 – 2041kg CAPACITY

To harness the full potential of your operators and move more products at lower cost, you need to store and retrieve pallets as efficiently as possible. Optimise the productivity of your operators with the forklift that puts them in full control of every load, every time. This forklift gives you all the advantages of Toyota's exclusive, proven ACR System™ – a combination of AC technology and ergonomics that delivers unparalleled performance, productivity and reliability.



TOYOTA 7700-7730 SIT - STAND PANTOGRAPH REACH 1,451 - 2,041kg CAPACITY

The model 7700 with an open view mast for improved operator visibility, is available in 2,041kgs capacity and Deep-Reach® capacity in 1,451kgs. Exclusive ACR System™ delivers more uptime and lower maintenance costs.



TOYOTA 7310 FOUR-DIRECTIONAL MODEL 2,043kg CAPACITY

The 7310 4-D economically combines the flexibility of a reach forklift and the handling capability of a sideloader. Its scissor reach mechanism and 4-D travel allow you to pick and place long, bulky loads, plus it helps reduce damage to inventory, racks, and beams. With its unique ability to travel sideways down storage aisles, it allows up to 40% more storage by reducing aisle width and eliminating right-angle turns.



TOYOTA 8-SERIES 8FBR STAND-UP MODEL 1.0 – 3.0 TONNE CAPACITY

Toyota Electric Reach Forklifts feature advanced technology and an ergonomic design for optimum performance and value. The 8FBR has Stable Suspension Control, and offers higher levels of stability when the reach forklift is turning or when handling loads extended on its reach legs. Innovative use of Traction and Brake Control helps boost operating efficiency. (8FBR models feature SAS™ and AC Power).



TOYOTA 8-SERIES 8FBRES SIT-DOWN MODEL 1.2 – 1.6 TONNE CAPACITY

Extensive research and development has produced a forklift designed with a tight turning circle radius for compact work areas. Optimum visibility and responsive controls are the result of Toyota's exclusive blend of advanced technology and commitment to quality.



VERY NARROW AISLE FORKLIFTS



TOYOTA VECTOR VCE100A-VCE120A-VCE150A MODEL 1,000 - 1,500kg CAPACITY

Toyota offers its Vector range of advanced combi forklifts. Capable of both order picking and full-pallet handling at height in very narrow aisles, Vector forklifts boast a range of advanced features. This range of very narrow aisle forklifts have been developed with a series of unique features that are designed to minimise the space occupied by the forklift, and to vastly improve speed and efficiency in operation.



TOYOTA VECTOR VRE150 MODEL 1,500kg CAPACITY

Designed for pallet handling in very narrow aisles, the Vector range offers a choice of fork systems for outstanding performance. Select from three different chassis widths and lengths to achieve the optimum configuration to suit the application. AC power means high speed operation, regenerative braking and lowering, low energy consumption and reduced servicing costs. Safe, high speed operation can also be maintained due to the Optipace performance management system that ensures optimised and smooth handling at all heights.



TOYOTA 9000 SERIES MODEL 1,361kg CAPACITY

With a multitude of ergonomic features, Toyota's 9000 Series Swing-Reach Forklifts provide optimum programmability, ease of maintenance and versatility. A clear view mast is designed for maximum visibility. The patented intellispeed™ system optimises truck speed at elevations over a full range of heights and load weight conditions. Toyota's intelliguide™ guidance steers the forklift automatically, allowing operators to concentrate on the next pick.



AUTOMATED HORIZONTAL TRANSPORTER



TOYOTA CDI120

The Toyota CDI120 is ideal for cost efficient horizontal transport of single pallets, supporting the shift to forkless handling in populated areas. The CDI120 is designed to be integrated with all Autopilot products.



AUTOMATED SHUTTLES



TOYOTA AUTOMATED RS150 RADIOSHUTTLE 1,500kg CAPACITY

With the shuttle solutions from Toyota you can store deeper and higher whilst eliminating aisles. This high-density storage system will increase your storage space and improve throughput. The Radioshuttle pallet carriers travel fast but safe through the racking, optimising your forklift fleet, staff time and cost. It can be integrated with Toyota's Driverless Forklifts. RS150 Radioshuttle can only be purchased as part of an integrated solution.



AUTOMATION SOLUTIONS

ELEVATED SOLUTIONS



ALSO AVAILABLE IN
Li-ion

AUTOMATED FORKLIFTS

Whatever your business strategy, industry, flow or AGV “driverless forklift” requirements, Toyota Automation offers a wide variety of automated storage or transportation solutions with proven components to support your ambitions.

In order to optimise efficiency and flexibility in your warehouse, Toyota offers different types of automated guided vehicles, automation software and services. Our components are designed to easily integrate with your existing infrastructure such as your warehouse management system, and will support you in your material handling automation journey.

TOYOTA LEVIO LAE250 AUTOPILOT LOWLIFTER 2,500kg CAPACITY

Fitted with the most advanced laser navigation technology and highest class of safety features, the Toyota Levio LAE250 can be used as a ‘stand-alone’ driverless low lifter in simple installations such as transporting of one or two pallets, or in larger operations with multiple driverless low lifters integrated within the customer’s Warehouse Management System. Ideal for intensive high speed transportation of goods – often over long distances.

TOYOTA STAXIO SAE160S AUTOPILOT STACKER 1,600kg CAPACITY

The Toyota Staxio SAE160S automated guided vehicle is fitted with the most advanced laser navigation technology and highest class of safety features. They can be used as a ‘stand-alone’ driverless forklift in simple installations where pallets are required to be transported from point A to point B or in larger operations with multiple driverless forklifts integrated with the customer’s Warehouse Management System. The SAE160S is the ideal driverless forklift for handling of pallets from automatic palletisers and stretch wrappers.

TOYOTA MOVIT TAE500 AUTOPILOT TOW TRUCK 5,000kg CAPACITY

The Toyota Movit Autopilot Tow Truck TAE500 is a high-performance automated tow truck suitable for a wide range of towing and order-picking duties. This AC-powered tow truck is especially suitable for use in operations where goods are being moved in a continuous flow. Typical applications are industries where Just-In-Time principles are applied.

TOYOTA STAXIO SAI125CB STACKER 1,250kg CAPACITY

Based on a standard forklift design with a fully integrated navigation and safety system the Toyota Staxio SAI125CB Autopilot Automatic Guided Vehicle attains all the reliability and serviceability as with the manual version and inherits all the added benefits of an automated vehicle. Our Toyota SAI125CB Autopilot order picker offers advanced, flexible solutions for more efficient, cost-effective goods handling.

TOYOTA REFLEX RAE250 AUTOPILOT REACH TRUCK 2,500kg CAPACITY

The Toyota Reflex RAE250 automated guided vehicle is fitted with the most advanced laser navigation technology and highest class of safety features. They can be used as ‘stand-alone’ driverless forklift in simple installations such as transporting goods, or in larger operations with multiple forklifts integrated with the customer’s Warehouse Management System. Toyota Reflex RAE250 is ideal for block stacking and confined areas.



ELEVATED WORK PLATFORMS

Our range of work assist platforms are versatile, robust, and extremely reliable stock pickers and vertical lift platforms that allow the user to comfortably, easily, and safely handle a wide range of work applications.

SPRINT 115kg HOOD TRAY & 90kg MATERIAL TRAY CAPACITIES

With a maximum working height of 5.3m, the Sprint is perfect for retail stores where space is at a premium. Fully drivable, Sprint speeds up the process reaching highly positioned goods and merchandise. It also increases safety by eliminating the need to manually handle goods up and down ladders.

SPIN-GO 90kg TRAY CAPACITY

Easy and extremely compact, Spin-Go provides a safer and more efficient method of reaching highly positioned goods and merchandise during stock replenishment, fit out, cleaning operations and much more. Spin-Go has a light overall weight of only 230kg, making it easy to push around.

LEONARDO HD 180kg CAPACITY

The Leonardo comes with all-steel chassis, canopies and integrated fork lift pockets. It features active pothole protection for increased ground clearance, preferred in the contracting environment.



SCISSOR LIFTS

TMHA’s SC Series Scissor Lifts are some of the most versatile electric machines on the market. Their adaptable design can be used for facilities maintenance, installation, construction, and more. With maximum working heights starting from 5.9m and up to 15.7m, the manoeuvrable and agile TMHA SC Series Scissor Lift range are dependable tools for many tasks.

SC06E MAX WORKING HEIGHT 5.9M - LOAD CAPACITY 240kg

With a maximum working height of up to 5.9m and a safe working load capacity of 240kg, the SC06E Scissor Lift is compact in size and suitable for operation in confined spaces such as elevators.

SC08EC MAX WORKING HEIGHT 7.8M - LOAD CAPACITY 230kg

With a maximum working height of up to 7.8m and a safe working load capacity of 230kg, the SC08EC Scissor Lift features low cost of ownership with highly versatile parts and components, plus automatic pothole protection.

SC08EN/SC010EN MAX WORKING HEIGHT 8M-10M - LOAD CAPACITY 230KG-380kg

With maximum working heights of up to 8m-10m and safe working load capacities of 230kg-380kg, the SC08EN/SC010EN Scissor Lifts feature automatic pothole protection, emergency stop and tilt protection system.

SC010E MAX WORKING HEIGHT 10M - LOAD CAPACITY 450kg

With a maximum working height of up to 10m and a safe working load capacity of 450kg, the manoeuvrable and agile SC010E Scissor Lift features high work efficiency and a swing door design for easy maintenance.

SC12E/SC14E/SC16E MAX WORKING HEIGHT 12M-15.7M - LOAD CAPACITY 250kg-320kg

With maximum working heights of up to 12m-15.7m and safe working load capacities of 250kg-320kg, the SC12E/SC14E/SC16E Scissor Lifts feature easy to use operation and are ideal for indoor and outdoor use.



COMMERCIAL AND INDUSTRIAL VEHICLES

SWEEPERS

SP850B WALK BEHIND SWEEPER

A battery powered walk behind sweeper with internal charger designed for smaller areas in shops, small warehouse and manufacturing applications.

S28B RIDE ON SWEEPER

The S28B is a low noise ride on battery powered sweeper with manual waste hopper as standard. Designed for small indoor and outdoor warehouse applications where a walk behind sweeper is not as efficient.

S32B RIDE ON SWEEPER

A battery powered ride on sweeper with hydrostatic drive and panel filter that is designed for small to medium indoor and outdoor warehouse and manufacturing applications. The S32B is strong and easy to maintain with a hydraulic operated waste hopper and is also available in LPG.

S34B RIDE ON SWEEPER

With hydrostatic drive and panel filter the S34B battery powered ride on sweeper is designed for small to medium indoor and outdoor warehouse and manufacturing applications. The S34B is strong and easy to maintain with a hydraulic operated waste hopper and is also available in LPG and diesel for longer run times.

S38 LPG LARGE RIDE ON SWEEPER

This LPG powered ride on sweeper with hydrostatic drive and panel filter is designed for large indoor and outdoor manufacturing and warehousing spaces including car parks and hard stand areas. The S38 is strong and easy to maintain with a hydraulic operated waste hopper and is also available in diesel.

S48LPG LARGE RIDE ON SWEEPER

The S48LPG ride on sweeper with hydrostatic drive and large panel filter is designed for the larger type indoor and outdoor warehousing / logistics and manufacturing applications including car parks. Strong and easy to maintain with a large capacity hydraulic operated waste hopper, it is also available in diesel.



SCRUBBER DRYERS

ECOSMALL 70B WALK BEHIND SCRUBBER DRYER

This battery electric powered walk behind scrubber dryer is designed for industrial and commercial food grade applications and is very manoeuvrable. It is an excellent alternative when there's no access for a ride on unit.

ECOSMILE 85B RIDE ON SCRUBBER DRYER

Battery electric powered ride on scrubber dryer is compact and designed for mid to large industrial and commercial food grade applications. The unit is very strong and manoeuvrable for its size and easy to maintain.

I18 RIDE ON SCRUBBER DRYER

I18 Walk Behind Scrubber Dryer is battery powered and designed for small to medium commercial and industrial applications. This entry level scrubber dryer is able to negotiate tight aisles and applications.

I38 RIDE ON SCRUBBER DRYER

I38 UC Ride On Scrubber Dryer is a scrubber dryer in standard battery electric power. Designed for medium to large indoor and outdoor commercial and warehousing/industrial applications, the unit is equipped with large solution and recovery tank capacities allowing for longer run times

I42 RIDE ON SCRUBBER DRYER

The I42 scrubber dryer uses standard battery electric power and also available in LPG. Designed for the larger indoor and outdoor commercial and warehousing / industrial applications, the unit is heavy duty with large solution and recovery tank capacities allowing for longer run times.

I115 SS RIDE ON COMBINATION

The I115 battery electric or LPG combination unit is designed for large heavy duty indoor and outdoor commercial and warehousing applications. Ideal for large distribution centres, car parks, transport depots and shopping centers the I115 SS pre sweeps prior to the scrubbing and drying process.



TAYLOR-DUNN ELECTRIC VEHICLES



BIGFOOT 907 - 1,361kg LOAD CAPACITY, 2,268 - 3,400kg TOWING CAPACITY

Taylor-Dunn's 48 volt BIGFOOT offers a large operator's compartment, tilted steering, and sliding adjustable seats, which increases legroom and reduces operator fatigue. Standard features include our GT Drive system, AC power, Smart View Display, hydraulic disc brakes, recessed tie-downs, 12 gauge smooth skin, unitised steel body, DC/DC converter and a heavy duty all gear drive train.

BIGFOOT XL 1,361kg LOAD CAPACITY

BIGFOOT XL is a utility vehicle with a larger operator's compartment, hill climbing gusto, speed up to 18 mph, and all-wheel hydraulic disc brakes. Equipped with a 17 hp, 48 volt AC motor, GT drive, and rack and pinion steering, this electric utility vehicle will out-perform any other in its class.

C-432 635kg LOAD CAPACITY, 3,969kg TOWING CAPACITY

The three-wheel design allows the C-432 to provide the shortest turning radius available in a sit-down combination burden carrier / tow tractor. With its 28-inch wheelbase, this vehicle can manoeuvre into corners other powered vehicles simply cannot reach.

STEPSAVER SS-546 272kg LOAD CAPACITY, 907kg TOWING CAPACITY

Taylor-Dunn's 4-wheel Stepsaver provides personnel transportation for executives, supervisors, security, maintenance, mail carriers, and other workers whose jobs keep them on the go. Its versatile design allows you to convert the vehicle from personnel carrier to burden carrier in a matter of seconds. These vehicles can carry up to two people or 272 kg of load to the job site.

STOCKCHASER 454kg LOAD CAPACITY, 2,268kg TOWING CAPACITY

Taylor-Dunn's Stockchaser is a cost effective solution to improve efficiency in any warehousing application. This unique narrow aisle, highly manoeuvrable vehicle provides an ergonomic advantage by quickly bringing the operator closer to stock when order picking.

Visit toyotamaterialhandling.com.au to see the full Taylor-Dunn electric vehicle range.



TOW TRACTORS

TOYOTA 8610 4,540kg CAPACITY

The Toyota 8610 tow tractor excels at high-volume, low-level order picking and horizontal transport, ideal for distribution and manufacturing applications.

TOYOTA TSE500 5,000kg CAPACITY

The Toyota TSE500 tow tractor is a high performance tow tractor, offering capacities up to 5 tonnes and travel speeds up to 12 km/h. Towing solutions offer significant benefits for advanced order picking, long-distance load transportation, or specialised transports within lean manufacturing.

TG/TD MODELS TOW TRACTOR 2.0 – 4.5TN DRAWBAR PULL

A staple at airlines around the world, Toyota's range of tow tractors are most commonly used for moving cargo, and also used in factory applications.

3TE BATTERY ELECTRIC TOW TRACTOR 2.5TN DRAWBAR PULL

The 3TE 2.5-ton electric towing tractor was developed to meet the market's growing needs for electric vehicles. Achieves long operating hours as well as towing performance that matches engine powered towing tractors.

CBT/Y & TE BATTERY ELECTRIC TOW TRACTORS

Compact towing tractors CBT4 & 6 (sit down type) and the CBTY4 (stand up type), enable easy long distance transportation of large quantities of materials, providing superior manoeuvrability and operability.



SAFETY SOLUTIONS

EXCLUSIVE SAS™ TECHNOLOGY



The operation of forklifts is very serious business. Every year, an alarming number of forklift operators are involved in workplace accidents. A tipping truck, the most common cause of forklift fatalities, produces an almost innate human response. Drivers feel the need to escape and often jump out under the falling truck, getting trapped under the overhead guard. One manufacturer, TOYOTA, was the first to respond to this safety issue by developing the revolutionary "System of Active Stability".

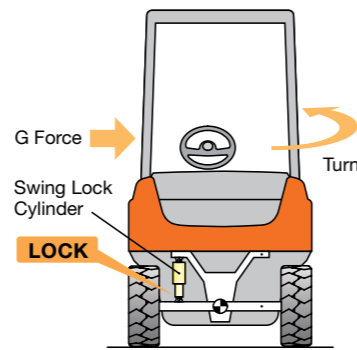
Toyota has been a pioneer in making forklifts safer for over fifty years and is an innovation leader in forklift safety. The patented System of Active Stability™ (SAS™), which features on Toyota's selected range of 7-Series and 8-Series forklift trucks, represents a real break-through in forklift safety. Toyota's SAS™ was the first system in the world to monitor and control the forklift through a combination of advanced sensors linked to an on-board controller, enabling superb load-handling performance with outstanding safety.

Toyota's SAS™ concept took more than 65 dedicated engineers over two years to design and is protected by over 250 patents. SAS™ significantly contributes to accident prevention by enhancing control in the stability range of the forklift before it enters into a range of unstable operation.

SAS™ reacts through two key systems: the Active Control Rear Stabiliser and the Active Mast Function Controller, providing excellent lateral stability when handling loads.

The Active Control Rear Stabiliser uses information from various sensors to determine if the forklift has entered into a potentially dangerous situation, such as swinging to one side when making a turn. If a potentially dangerous condition is determined, the Active Control Rear Stabiliser temporarily locks the swinging of the rear axle to provide a high level of stability for the forklift.

Without SAS™ a forklift can exceed its stability limits, causing it to roll over. With SAS™, the Active Rear Stabiliser locks the swinging motion of the rear axle to provide the truck with a high level of lateral stability.



MAST FRONT TILT ANGLE CONTROL



Toyota SAS™ constantly monitors the load height and mast position, and when necessary, automatically adjusts the mast angle to protect the driver and the load.

MAST REAR TILT ANGLE CONTROL



If Toyota SAS™ senses that loads above a certain height are being tilted backwards, it automatically reduces the mast speed so the load moves surely and steadily into the right position.

FORK LEVELLING CONTROL



Levelling the forks manually takes a little extra time, every time. But now, with Fork Levelling Control, all it takes is the touch of a button to automatically level the forks at 90°. And that makes it easier to move loads into place.



* Active Control Rear Stabiliser not available on 8-Series 3-Wheel Battery Electric Models.

OPERATOR PRESENCE SYSTEM

The OPS system helps to prevent accidental movement of the forklift and forks when the operator is not seated at the controls. This is another feature available from Toyota that provides an even greater level of safety for the operator and those in the vicinity.

The OPS system senses if the operator is properly seated and at the controls by means of the seat switch. When the operator is properly seated at the controls the seat switch will go "on". If the operator is not seated at the controls the seat switch will turn "off", and the OPS system will disable the ability to lower the forks, or tilt forward or back along with all the other loading and unloading movements.

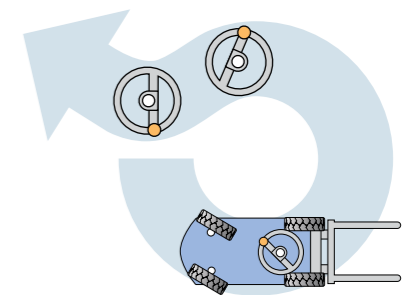
In order to disengage the OPS system, the operator will need to return to the seat, thereby turning the seat switch back "on", and then put the direction and fork control levers into "neutral" for travelling and lowering the forks.

These innovative features, however, in no way override the value of sensible employees, professional training and strict adherence to safety regulations. But, they certainly provide you with more ways to create a safe work environment.

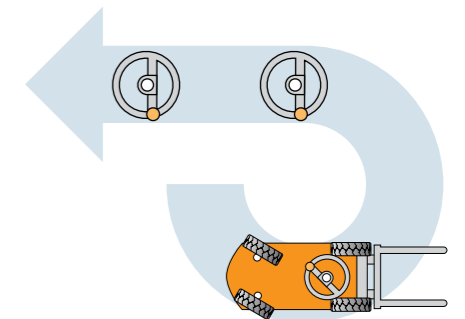


ACTIVE STEERING SYNCRONISER

The SAS™ Active Steering Synchroniser helps the operator by synchronising the position of the steering wheel with the angle of the steer wheels. Your drivers work more efficiently and always know the position of the steering wheels, allowing for safer and more productive forklift operation.



Without Active Steering Synchroniser



With Active Steering Synchroniser

SAS™ AND OPS ARE AVAILABLE ON THESE TOYOTA FORKLIFTS



*Active Control Rear Stabiliser is not available on 8-Series 3-wheel Battery Electric Models.

INNOVATIONS

INTELLIGENT AUTOMATION SOFTWARE

T-ONE, Toyota's in-house developed automation software, is installed as an integration layer communicating with the Toyota Autopilot automated guided vehicles (AGVs) and existing infrastructure such as warehouse management systems, goods identification and other material handling equipment. T-ONE offers a modern, service-based architecture, with well-defined API's (Application Programming Interface) for easy integration to the platform.

The intelligent software offers operational robustness and flexibility for easy scaling of your operations and quick commissioning. This makes it suitable for applications with a significant number of vehicles. The solution can be configured for a variety of flows and provides a customisable user interface for the operator supporting manual interaction with the AGV system, the Autopilots. T-ONE provides a set of performance metrics, with graphs presented in the user interface.

TELEMATICS

Toyota Material Handling understand that every company has specialised needs and the key to making successful decisions requires accurate and up to date information.

Our fleet management team can develop and implement pricing and auditing procedures to assure that you are receiving the most cost-effective, competitively priced package on an ongoing basis to help reduce your forklift operating costs and increase productivity.

Toyota's I_Site is the perfect tool for fleet and logistic managers to understand vehicle status, driver performance and overall productivity in their materials handling operation.

The user-friendly dashboard interface offers a condensed real-time overview of your situation, in which you can visualise issues very quickly. It is accessible whenever and wherever you need it - on PC, tablet or on a handheld device on the warehouse floor. You can choose and customise the indicators you like.



ENERGY SOLUTIONS

When choosing the right energy solution for your forklift, it's important to consider the specific needs depending on your type of business, application, utilisation rate, company vision, complexity level, sustainability approach and many more.

An extensive selection of lithium ion, lead-acid, hydrogen fuel cell*, plus internal combustion energy allows Toyota to uniquely pair up the leading forklifts in the industry with efficient and cost-effective forklift power sources. We can help match your exact needs with the right type of energy source, forklifts, and operation layout to help guide your decision-making process.

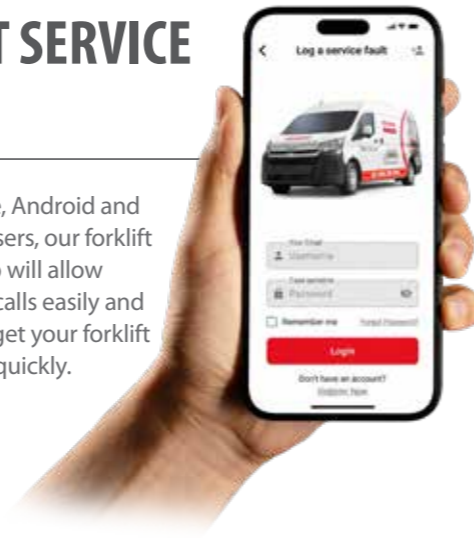
Our energy solutions can help you:

- Cut back on your energy usage and emissions
- Reduce operational costs
- Optimise space
- Improve forklift uptime
- Streamline production efficiency
- Experience an easy, safe, and efficient energy solution, with no compromise
- Make the switch from engine to electric forklift power sources, with no compromise

*Toyota Hydrogen Fuel Cell forklifts are available via rental only and limited to selected Toyota forklift models. Availability is subject to suitable hydrogen infrastructure being in place, including hydrogen supply and refuelling capability.

FORKLIFT SERVICE APP

Available for Apple, Android and Windows phone users, our forklift mobile service app will allow you to log service calls easily and efficiently to help get your forklift operational again quickly.



TMHA BRANCHES



SOLUTIONS FOR EVERY PALLET®

Whether you own a single forklift or a fleet, we want to show you why Toyota Material Handling is Australia's leading forklift company.

We've got Australia's biggest range to provide you with the best possible material handling solutions, plus the service and replacement parts support you'd expect from the world leader.

The benefits of dealing with Toyota Material Handling include:

- Australia's biggest range of materials handling equipment
- No.1 counter-balance forklift consecutively since 1987*
- Leading product, safety and environmental initiatives
- 100% Toyota owned branches
- Australia's largest rental fleet with over 35,000 units
- Forklift rentals from 1 day to 5 years with flexible finance options available
- 500+ service support staff & 300+ service vans

*Source: AITA Statistics.

**TOYOTA FORKLIFT
ADVANTAGE**



CONSTRUCTION EQUIPMENT SOLUTIONS

TAKEUCHI™



EXCAVATORS

Takeuchi excavators are rugged, dependable and productive. They provide exceptional value, demonstrate outstanding performance, and are measured by their longevity in the field. Fundamental to Takeuchi's success is a focus on manufacturing that prioritizes four key pillars – performance, durability, serviceability and operator comfort.

Takeuchi manufacturing began in 1963 and has been a pioneer in the compact equipment industry. Takeuchi developed the world's first compact excavator in 1971, and its innovation continued again in the mid-80's with the introduction of the first compact track loader. These two products have transformed the global construction equipment markets and have positioned Takeuchi as a leading provider of compact equipment.



TB210R 1,150kg OPERATING WEIGHT COMPACT EXCAVATOR

The TB210R delivers excellent performance and provides an impressive feature set in a very compact design. It features a retractable undercarriage, foldable ROPS, and short tail swing enabling the TB210R to work in the most confined applications.



TB217R 1,680kg OPERATING WEIGHT COMPACT EXCAVATOR

The TB217R is a short tail swing design allowing it to work in confined job sites with little concern for rear swing impacts. It features a retractable undercarriage enabling it to enter a job site with limited access, and once in position the track frame can be expanded for improved stability.



TB216 1,770kg OPERATING WEIGHT COMPACT EXCAVATOR

Built for the job and made for the operator, the TB216 provides the operator with a blend of power and functionality. It is completely designed for greater operator comfort, performance, and serviceability.



TB20E 1,930kg OPERATING WEIGHT COMPACT ELECTRIC EXCAVATOR

As Takeuchi looks to the future and how it can be better stewards of the environment, it has once again tapped into the spirit of creation and innovation and developed the all-electric TB20e compact hydraulic excavator. The TB20e is a zero operating emission and low noise level compact excavator.



TB320 2,060kg OPERATING WEIGHT COMPACT EXCAVATOR

Available in both canopy and cab configurations with up to four service ports, the TB320 features many advancements in performance and technology that make it an extremely versatile machine. Using a proportional slider switch on the left joystick, the TB320 features best in class hydraulic flow of 40 L/min on service port 1 making it capable of running a wide range of hydraulically driven attachments.



TB225 2,400kg OPERATING WEIGHT EXCAVATOR

The TB225 features all steel construction, a spacious operator station, smooth hydraulic pilot joystick controls that deliver precise responsive controls and best in class engine output. The TB225 provides outstanding arm and bucket breakout force, dig depth, reach and lifting capacity for maximum productivity.



TB325R 2,440kg OPERATING WEIGHT COMPACT EXCAVATOR

The TB325R is a new addition to Takeuchi's 300-Series excavator line-up. This new model features a short tail-swing design which decreases the amount of overhang from the counterweight resulting in improved manoeuvrability and increased productivity on confined job sites.



CONSTRUCTION EQUIPMENT SOLUTIONS

TB235-2 3,465kg OPERATING WEIGHT COMPACT EXCAVATOR

Ease of transport and an excellent working range make the TB235-2 a great choice for utility work, landscaping and construction. The TB235-2 has all steel construction to ensure long-term durability, a multi-information display that provides the operator with outstanding functionality, and large access panels for easy routing maintenance and inspection.

TB335R 3,760kg OPERATING WEIGHT COMPACT EXCAVATOR

Takeuchi's 300 Series excavator the TB335R, features a short tail swing design that allows operators to focus more on their work and worry less about rear swing impacts. Operators will find that the TB335R's compact radius provides excellent manoeuvrability and accessibility at confined worksites without sacrificing stability.

TB350R 5,085kg OPERATING WEIGHT COMPACT EXCAVATOR

Featuring a wide array of state-of-the-art technology and a cabin that welcomes you, the Takeuchi TB350R has been designed from the ground up to ensure your success and comfort throughout the workday. The short tail swing, 5 tonne TB350R is at home in a wide range of applications and delivers the power and performance you have come to expect from Takeuchi.

TB260 5,735kg OPERATING WEIGHT COMPACT EXCAVATOR

The TB260 has exceptional power, performance, a wide working range, and impressive feature set. The cabin is spacious and well-appointed ensuring operator comfort and efficiency.

TB257FR 5,840kg OPERATING WEIGHT COMPACT EXCAVATOR

The TB257 FR features a side-to-side (STS) offset boom combined with minimal tail swing for unmatched visibility to the work equipment and enables it to rotate fully with very little overhang. Its low centre of gravity and optimised counterweight placement creates an extremely stable platform with lifting capabilities similar to that of a conventional machine.

TB370 6,710kg OPERATING WEIGHT COMPACT EXCAVATOR

TB370 has state-of-the-art technology and a completely redesigned automotive styled interior with intuitive user's operation. The most machine functions and settings, including air conditioning, radio, and engine speed can be quickly accessed through 8" touch screen display and jog dial controls for maximum convenience.

TB370W 7,900kg OPERATING WEIGHT WHEELED EXCAVATOR

The TB370W wheeled excavator provides owner/operators with a highly versatile option that combines powerful excavating performance with on-road capabilities, making it ideal for shorter-term, faster-paced projects.

TB290-2 8,400kg OPERATING WEIGHT COMPACT EXCAVATOR

The TB290-2 has a wide array of features that maximize efficiency and productivity. A closed centre, load sensing hydraulic system allows it to have outstanding multi-function capabilities, and multiple attachment presets and ability to adjust auxiliary flow rates from the cab greatly expands the machines versatility.

TB280FR 8,500kg OPERATING WEIGHT COMPACT EXCAVATOR

The largest excavator in the FR platform, the TB280FR features a side-to-side (STS) offset boom combined with the zero tail swing for unmatched visibility to the work equipment and enables it to rotate fully with very little overhang. Its low centre of gravity and optimised counterweight placement creates an extremely stable platform with lifting capabilities similar to that of a conventional machine.



TB395W 10,625kg OPERATING WEIGHT WHEELED EXCAVATOR

Takeuchi prides itself on continuous product improvement and refinement. This is evident in the TB395W which features a deluxe high-definition colour touch screen monitor, as well as a jog dial that allows the operator to easily navigate various functions that include the DAB radio with Bluetooth functionality and HVAC settings.

TB3150 15,895KG OPERATING WEIGHT COMPACT EXCAVATOR

The TB3150 is engineered for demanding applications, and elevates operational efficiency, performance, and comfort. Its boom swing system is unique in the 15-ton class and it features a large 8-inch colour touch screen display, sophisticated integrated electronic control for specific operations, improved cab visibility, and height-adjustable handrails for transport flexibility.

TB3150R 16,005kg OPERATING WEIGHT COMPACT EXCAVATOR

The TB3150R is the largest excavator in the Takeuchi line up. It features a fixed boom for greater stability and allows the operator to carry heavier loads. The TB3150R comes standard with a mono-boom that provides best in class digging depth. A redesigned operator's station features a 7" colour intuitive multi-informational display, radio with Bluetooth capabilities, easy to reach rocker switches and hydraulic joystick controls.



CONSTRUCTION EQUIPMENT SOLUTIONS



TRACK LOADERS

Takeuchi track loaders are designed to be powerful and efficient, and engineered to provide superior value, durability, power and manoeuvrability. Available in operating loads from 835kg - 1,865kg (SAE).

TL6R 835kg RATED OPERATING CAPACITY TRACK LOADER

The TL6R features a radial lift loader design. This track loader comes with a newly designed cabin with an overhead 5.7" colour multi-informational display and backlit rocker switches that control a variety of machine functions. The TL6R comes standard with a quiet track design with flotation pads that reduces vibration, noise levels, and improves ride quality.

TL8R-2 955kg RATED OPERATING CAPACITY TRACK LOADER TRACK LOADER

The TB260 has exceptional power, performance, a wide working range, and impressive feature set. The cabin is spacious and well-appointed ensuring operator comfort and efficiency.

TL10V-2 1,145kg RATED OPERATING CAPACITY TRACK LOADER TRACK LOADER

The TL10V-2 features a vertical lift loader arrangement and it now meets the very latest emissions standards. The cab is completely redesigned and enlarged and now features a smooth low effort overhead door design for improved entry and egress. A quiet track design with flotation pads reduces vibration, noise levels, and improves ride quality.

TL12R-2 1,350kg RATED OPERATING CAPACITY TRACK LOADER TRACK LOADER

The TL12R-2 features a radial lift loader arrangement and sets another benchmark for compact track loaders by delivering one of the most capable and innovative machines available to the market today. The cab has been completely redesigned and enlarged and now features a smooth low effort overhead door design for improved entry and egress.

TL12V-2 1,865kg RATED OPERATING CAPACITY TRACK LOADER TRACK LOADER

The TL12V-2 features a vertical lift loader arrangement and sets another benchmark for compact track loaders by delivering one of the most capable and innovative machines available to the market today. egress. A quiet track design with flotation pads reduces vibration, noise levels, and improves ride quality.



CRAWLER DUMPERS

Takeuchi crawler dumpers can move across mixed terrain and are versatile, well balanced dump carriers that excel in a wide variety of applications.

TCR50-3 CRAWLER DUMPER

The TCR50-3 crawler dumper offers greater functionality, performance, comfort and serviceability. With an ample 65 degree dumping angle and 3,700 kg maximum loading weight, operator always get a lot of soil discharged with just a single dumping stroke. 180 degree turning dump reduces the need for unskilled operator to continually reposition the machine and it prevents early wear of rubber tracks.



HUSKI SKID STEER LOADERS

Toyota Huski skid steer loaders have long been renowned as the finest available. Strength, high performance and reliability have become synonymous with the Huski range.

Developed and tested in Australia, the Huski 5SDK skid steer loader range features exceptional stability, driver comfort and safety. The soft touch control ensures smooth transition of the lever, allowing for precise manoeuvrability.

The 5SDK skid steer loader range also provide owners with a product offering heavy-duty construction, low running costs and a longer machine life, adding true value to our customer's business.



4SDK4 320kg OPERATING LOAD

The Toyota Huski 4SDK4 skid steer loader is compact in size, yet powerful enough to handle the toughest job. Its compact size make limited access applications possible. The option of wide tyres takes the machine up to a metre in width, creating wider cutting width.

5SDK5 430kg OPERATING LOAD

The Toyota Huski 5SDK5 skid steer loader is a quick powerful machine, capable of performing all the tasks of the bigger machines, yet compact enough to fit in confined spaces. It provides outstanding operator comfort and machine performance, with easy to operate control levers and a rugged frame for the toughest of jobs.

5SDK8 650kg OPERATING LOAD

Built for the job and made for the operator, the Toyota Huski 5SDK8 skid steer loader has a spacious cabin opening for smooth entry and exit, along with an easy to read instrument panel and low vibration and low fatigue control levers, provide outstanding operator comfort. Class leading visibility and outstanding manoeuvrability makes the 5SDK8 skid steer loader a valuable addition to any worksite.

5SDK9 730kg OPERATING LOAD

The 5SDK9 skid steer loader offers operators class leading levels of steering and operator control, with performance geared to meet the most demanding applications. An optional high flow system available on the 5SDK9 skid steer loader operates most high-flow attachments requiring flows of up to 100 litres per minute, all packaged in a tough Toyota body for outstanding performance you can rely on.

5SDK10 820kg OPERATING LOAD

One of the largest machines in the Toyota Huski family, the 5SDK10 skid steer loader has earned a reputation for being one of the toughest skid steer loaders available. With effortless power to perform the larger earthmoving tasks efficiently, all with outstanding speed and accuracy. The 5SDK10 skid steer loader also features an arm structure that allows the bucket to lift almost vertically, making possible smooth operation even in enclosed areas.

5SDK11 900kg OPERATING LOAD

With a powerful 900kg operating load capacity makes the 5SDK11 skid steer loader the ideal machine for the most demanding of applications, providing you with toughness coupled with pin-point precision, all at your complete control. Like the 5SDK10 skid steer loader, the 5SDK11 skid steer loader also offers vertical arm lift operation, helping to improve stability and easier dumping operability.



THE TOYOTA ADVANTAGE

As Australia's leading forklift company, it doesn't matter whether we are supplying you a single spare part, a rental forklift or helping to manage your entire fleet, our objective and commitment remains the same – adding value to your operation. That's the Toyota Advantage.



LEGENDARY RELIABILITY

Every forklift we sell is built with the same precision and famous advanced manufacturing technologies as Toyota's automotive products. But we don't just say it, we've demonstrated it for over 50 years. That's why when you choose to partner with Toyota Material Handling, you're choosing our legendary quality, durability and reliability.



WORLD LEADING SAFETY

Safety is as much a part of our business as it is yours. That's why we pioneered the System of Active Stability™ (SAS™) over 20 years ago. Over 3,000 calculations per second delivering class leading stability, safety and assisting accident prevention – protecting your most valuable assets. We may have pioneered SAS™ over 20 years ago – but we never sit still when it comes to safety. That's why when you choose Toyota, you're choosing our world class safety.



DRIVEN BY INNOVATION

We know that innovation drives your business, because it's what drives ours. From our trusted market leading Toyota forklifts, to our industry leading System of Active Stability™ safety and I_Site telematics technologies, our spirit of continuous improvement drives us forward. We're also proudly committed to a sustainable future with energy leading solutions and zero operating emissions forklifts.



MORE UPTIME NO MATTER WHERE YOU ARE

500+ service support staff. 300+ mobile service vans. 18 locations. Parts and service when and where you need them. In a country as large as ours – you need a service network as big as ours. That's why when you choose to partner with Toyota Material Handling, you get the ongoing support of Australia's most dedicated service and parts network.



DELIVERING MORE THAN JUST FORKLIFTS

We're proud to offer an unparalleled range of complementary products suitable for Australian businesses. From elevated work platforms, scissor lifts, sweepers and scrubbers, Taylor-Dunn electric vehicles, to our innovative range of services such as telematics and fleet management solutions or when increasing demand means you need to tap into Australia's biggest forklift rental fleet. As Australia's leading forklift company we strive to give you so much more.



 **TOYOTA**
MATERIAL HANDLING
SOLUTIONS FOR EVERY PALLET®

 **Toyota Material Handling Australia** 8 Secombe Place, Moorebank NSW 2170  **1800 425 438**  www.toyotamaterialhandling.com.au

Toyota Material Handling Australia (TMHA) has used its best endeavours to ensure brochure information is correct when published. All images are used for illustration purposes only and actual colour of products may differ from images displayed. TMHA, to the extent permissible at law, is not liable to any person for loss or damage arising from reliance upon information contained in this brochure. Distributed nationally by Toyota Material Handling Australia Pty Limited ABN 38 104 644 635. 8 Secombe Place Moorebank NSW 2170. Printed May 2026. *System Of Active Stability available only on selected Toyota forklifts.